




NEW CHICK SUPPLY "CHICKLIST" AND TIPS!

BROODER



- Round is preferable, big enough to move away from the heat source
- Size: 2.5 sq. ft. per chicken (less is ok when they are smaller)
- Bedding in the bottom (see below for types)

FEED



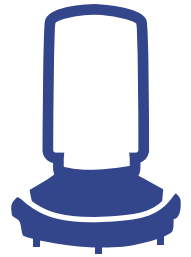
- Free choice (always have feed available)
 - Lightly sprinkle some IFA Chick Grit on top of feed once a day
- 0-8 Weeks:** Chick Starter
8-18 Weeks: Pullet Developer
18+ Weeks: Layer Mash, Crumble or Pellets

TEMPERATURE




- Week 1: 90-95°F, then reduce 5 degrees each week (100°F for Turkey Chicks)
- Pay attention to behavior, it will tell you how warm they are
- If they huddle the wall, they are hot. If they huddle tightly under the lamp, they are cold

WATER



- Clean and fresh water needs to always be available
- Use a chicken waterer, not a bowl



MORE INFO

Pecking Order: There will usually be at least one chick who is dominate.

Hurt and Bleeding Chicks: "Vetericyn" (sold at IFA) can help heal the wound.

Pasty Butt: (can be caused by stress, change in temperature or lack of chick grit), gently clean with warm water and towel. Make sure chick is completely dried off.

CHECKLIST

- Brooder Box, stock tank, bathtub, etc.
- Bedding Paper Towels, pine shavings, and chopped straw
- Heat lamp, bulb and clamp*** 125W clear, 250W clear and 250W red are available, 250W red is recommended, it decreases pecking, and helps their sleeping patterns
- Feeder*** Several varieties available, plastic and metal, as well as several different fill types
- Waterer*** Several varieties available, choose the best for your flock
- Chick Starter*** IFA Chick Starter crumble is available in 25 and 50lb bags
- Chick Grit Needs to be "chick" grit, adult grit is too big
- Thermometer*** Read above to see what temperature chicks should be kept at

*Included in IFA's Chick Starter Kit. Note: Chick Starter feed in 25lb bag.

Check out www.ifacountrystores.com for additional information on raising happy healthy birds!